






	---	---	---	---	---	---	<b>Flat tyre!</b> Go back three spaces	---	
	<h1>Number of laps: .....</h1>								
									<b>Accelerate!</b> Advance two spaces
<b>Low on fuel!</b> Go back one space									
									---

## You will need:

-  one race track
-  one race car counter each
-  one die
-  a set of questions provided by your teacher.



## How to play

1. Decide how many laps your race will be.
2. Roll the die to determine the order of play – highest number goes first.
3. The person to your left picks a question and reads it out loud. If you answer correctly, roll the die and move that number of spaces clockwise around the track. If you answer incorrectly, you miss your go.
4. Play continues clockwise around the players.
5. The winner is the first to cross the finish line after the chosen number of laps.

